



## TIME BASE CONSOLES

### CTL-PO-SHELF Pull-out Shelf

The CTL-PO-Shelf is a compact, slimline solution with an exceptional load capacity, ideal for CPUs or other equipment. The powder coat finish ensures durability. Compatible for diverse setups within the ControlTrac - CTL console.



#### FEATURES

Available in 19 or 25" width

Heavy-duty ball-bearing slides with 11" slide travel

Load rating up to 100 lbs (45 kg)

Constructed of 16 gauge steel

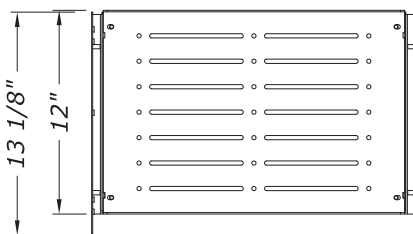
Install for front or rear pull-out

Available for CTL consoles

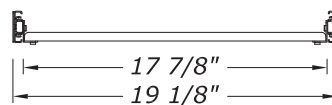
TAA-compliant



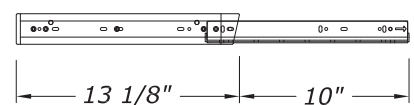
#### DIMENSIONS



PLAN



ELEVATION



SECTION