



SM-C-DM – Direct Mounted Speaker Arm

PRODUCT DESCRIPTION:

The SM-C-DM is an adjustable desktop or Trac mountable speaker arm with a swiveling head that adjusts from 0 to 90°.

Arm can fit in about 2" of space and extend out over 16".

Cables can be tucked under the forearm and main arm to keep the desktop free of cables.

FEATURES:


Low profile arm accommodates up to 20 lbs.

Arm rotates 360° at 3 joints.

VESA plate tilt mechanism can tilt over 100°.

Adjustable tension at all joints.

Standard with 14" pole, 28" and 36" also available.




Note: SM-C-DM can also be through mounted on any desktop up to 2" thick

TYPICAL APPLICATIONS:

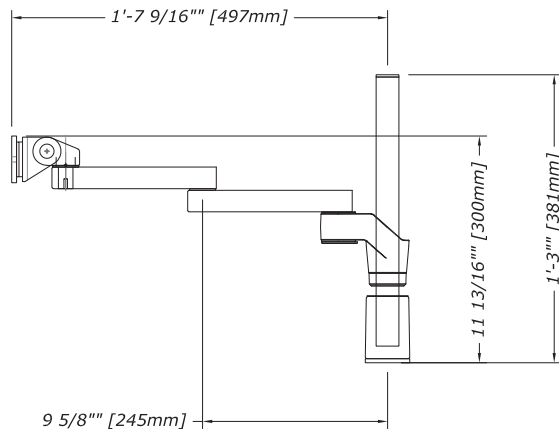
SmartTrac: Front Trac or desktop mounted

IntelliTrac: Front or rear trac mounted

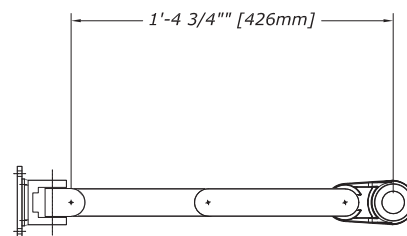
ControlTrac: Rear trac mounted



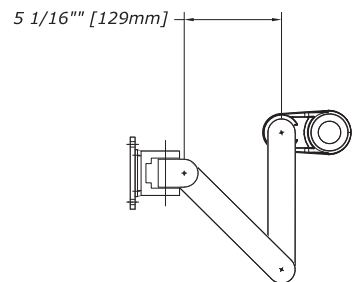
VESA mount for compatible speakers or other accessories such as phones.



SIDE VIEW



PLAN VIEW - EXTENDED



PLAN VIEW - FOLDED