



Infills are interchangeable with turrets and other upper modules in all our console lines

Easily removable when cable management is required from the top of the console


Available in two standard sizes with a variety of finishes and custom sizes



**FEATURES**

Available in standard bay, half-bay, or non-standard lengths

**OPTIONS**



DOUBLE SIDED NOTCH

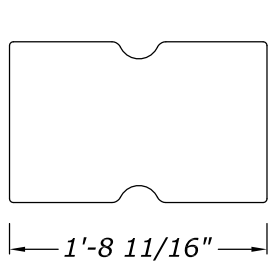


SINGLE SIDED BRUSH STRIP

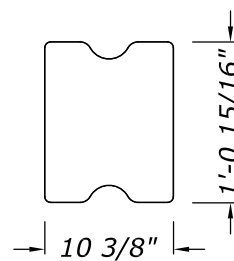


DOUBLE SIDED BRUSH STRIP

**STANDARD DIMENSIONS**



FULL BAY INFILL



HALF BAY INFILL

